

Giti



GitiSport^{S2} German Engineering

Enjoy top-level performance without compromise! The German-engineered GitiSport S2 is designed to take premium vehicles to the next level, merging the finest control with wet-driving and braking strengths.


Rim size:

 16- 22"

Aspect Ratio:

 35- 55

Max. speed:

 270 - 300 km/h

	Size	Speed Rating	Load Index		Size	Speed Rating	Load Index
16	195/45R16	V	84	19	245/45R19	Y	102
	205/45R16	W	87		*255/50R19	Y	107
	215/45R16	V	90		*255/55R19	Y	111
17	215/40R17	Y	87	20	275/40R19	Y	105
	205/40R17	Y	84		255/35R19	Y	96
	225/45R17	Y	94		255/40R19	Y	100
	215/45R17	Y	91		285/40R19	Y	107
	205/45R17	W	88		275/35R19	Y	100
	235/45R17	Y	97		255/45R19	Y	104
	245/45R17	W	99		275/30R19	Y	96
	185/45R17	H	78	21	*275/40R20	Y	106
18	235/45R18	Y	98		*255/45R20	W	105
	225/40R18	Y	92		245/35R20	Y	95
	225/45R18	Y	95		*245/45R20	Y	103
	245/45R18	Y	100		*265/45R20	Y	104
	255/45R18	Y	103		*275/45R20	Y	110
	235/40R18	Y	95		255/35R20	Y	97
	255/35R18	Y	94		*285/40R20	Y	108
	*255/55R18	Y	109		*255/50R20	Y	109
19	245/40R18	Y	97		275/30R20	Y	97
	265/35R18	Y	97		*265/50R20	W	111
	255/40R18	Y	99	22	*295/35R21	Y	107
	275/40R18	Y	103		285/30R21	Y	100
	235/35R19	Y	91		275/35R21	Y	103
	245/35R19	Y	93		*265/40R21	Y	105
	*235/55R19	W	105		*275/40R21	Y	107
	235/40R19	Y	96		255/35R21	Y	98
	225/35R19	Y	88		*255/40R21	Y	102
	225/40R19	Y	93	22	*285/35R22	W	106
	225/45R19	Y	96		*315/30R22	Y	107
	245/40R19	Y	98		*275/35R22	Y	104

* for SUV sizes



SMOOTH DRIVING

- Optimized pattern block geometry & sequence for low noise and smooth riding



- Strong center section for high speed stability and dry braking



ENHANCED GRIP

- Micro sipes provide suction effect for enhanced grip



- Balanced, stiff shoulders for precise steering and immediate response



WET DRIVING STRENGTHS

- 3 Wide grooves and an additional groove on the outer section for exceptional water drainage



- Innovative new tread compound for extremely short braking distances - Wet Label A

- 14% improved aquaplaning resistance from previous generation



GitiSport^{S2}



Pattern Digest 2023-2024

Passenger Car, SUV/4x4,
and Light Truck Tires



www.giti.com

A Singapore Based Global Tire Company

Giti Tire has been in the tire business for more than 70 years. The company has become one of the world's largest tire manufacturers, serving customers in more than 130 countries.



5

R&D and Testing Centers

4 R&D in Germany, USA, China, Indonesia, and 1 testing center in Indonesia



5

Manufacturing Plants

3 in China, 1 in Indonesia
1 in the US



10

Offices

Singapore, Indonesia, Malaysia, China, U.S., Canada, U.K., Germany, France and Dubai



More than

30,000

Employees
Worldwide



More than

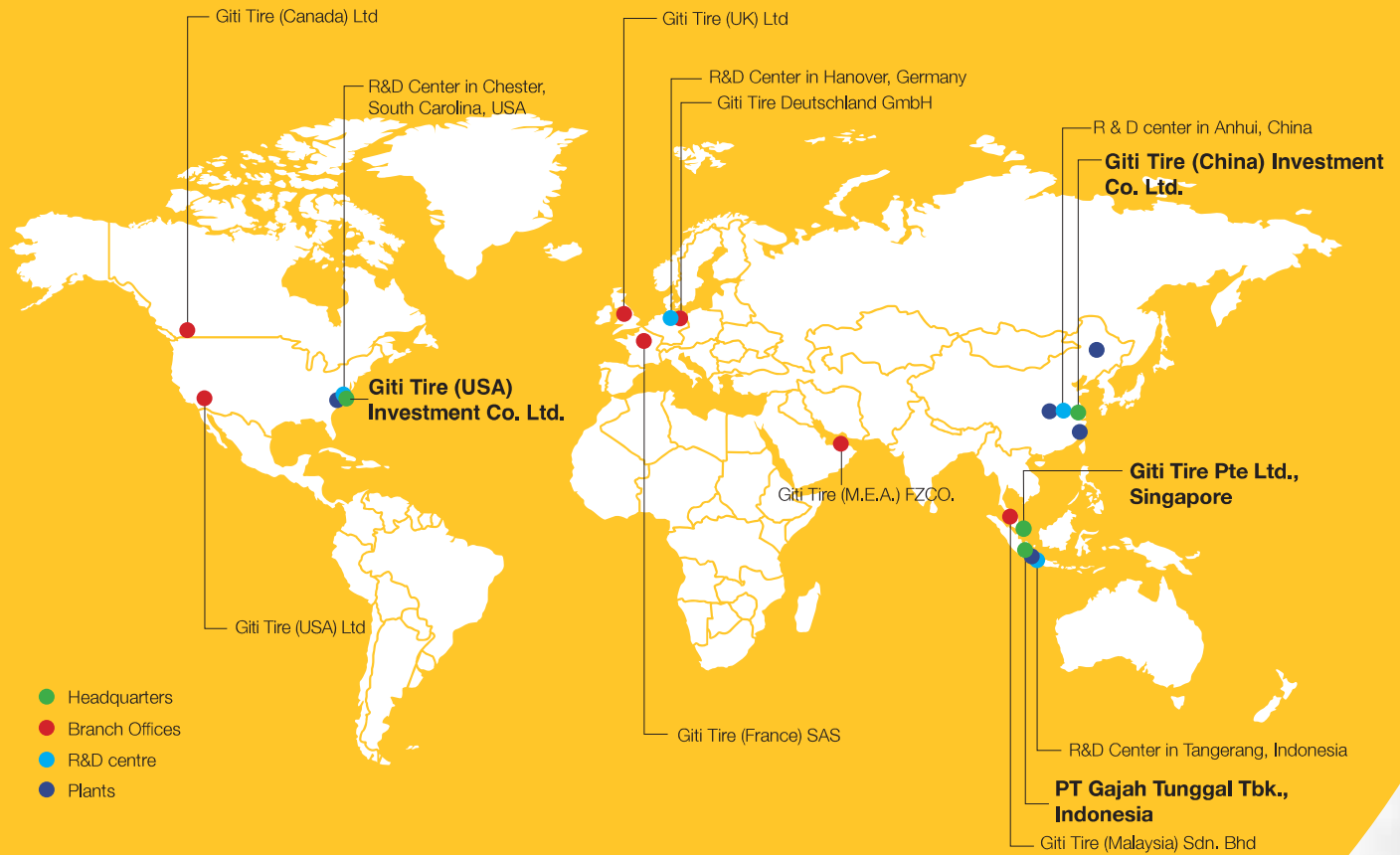
70,000

Points of Sale

In more than 130 countries



A Strong Presence All Around the World





Singapore



Shanghai, China



Tangerang, Indonesia

As a Singapore based global tire company, one of Giti Tire's strengths is its international reach encompassing distribution, facilities, OEM fitments, and brand-driven motorsports.

This begins from Giti's 10 offices, five manufacturing plants in three countries, and tire sales in more than 130 countries around the world, and continues with Giti's highly diverse team-members, partners, and activities globally.

Just having a number of global offices is not enough. True international-connectivity is to have all aspects of the company working together, to best execute strategy, production, and sales on both global and local levels.

International Accreditations





advanztech

Giti utilizes state of the art equipment and high technologies to bring to reality forward-thinking innovative ideas.

The centers operate as one globally integrated R&D system with a shared technical knowledge management platform - AdvanZtech. There are a range of components that make up AdvanZtech, creating an all - encompassing platform that considers driver needs from six key perspectives.



Discover More:

[www.giti.com/en-us/
product-services/advanztech](http://www.giti.com/en-us/product-services/advanztech)



Quiet and Comfort

Some noise is inevitable while driving. However Giti Tire's pattern noise simulation system optimizes the design of its tires to quiet down the noise from the tire and road interaction. This technology eliminates annoying tire vibrations by combining testing, modal and transmissibility analysis, and structural analysis, improving overall ride comfort.



Green and Energy Efficient

Giti's low rolling resistance green and eco-friendly technologies reduce energy consumption, thus saving fuel, and protecting the environment. The low rolling resistance compound reduces friction between rubber molecules, which lowers energy consumption. This means less heat generation, less fuel, and better protection for the environment.



Safety Without Worry

Giti Tire participates in leading global motorsports events and applies the technology and experience to everyday tires. Safety performance is the core value of Giti tires. Through in-depth research on tire compound, pattern, and structure, Giti develops and applies safety-focused technologies that ensure strong grip and stability in all road conditions and applications.



Quality and Endurance

Tire endurance and wear performance determine tire mileage and application life. Specially formulated compounds from Giti improve the strength of rubber and enhance wear resistance of the tire. Giti also optimizes tire structure and pattern design to distribute tire footprint friction energy evenly, thus extending tire wear mileage.



Precise Control

The contact area between the tire and road provides the forces for a vehicle's drive impacting control performance. Through simulation and test technology, Giti optimizes its tire structure - fine - tuning tire stiffness, improving grip, and optimizing handling response. Giti Tire improves the dry/wet grip performance of its tires through optimization of compound and pattern design.



Smart and Innovative

Giti is actively engaged in the next generation innovative tire technologies. The latest smart tire technologies help reveal hidden safety hazards opening new frontiers for improved safety and performance.



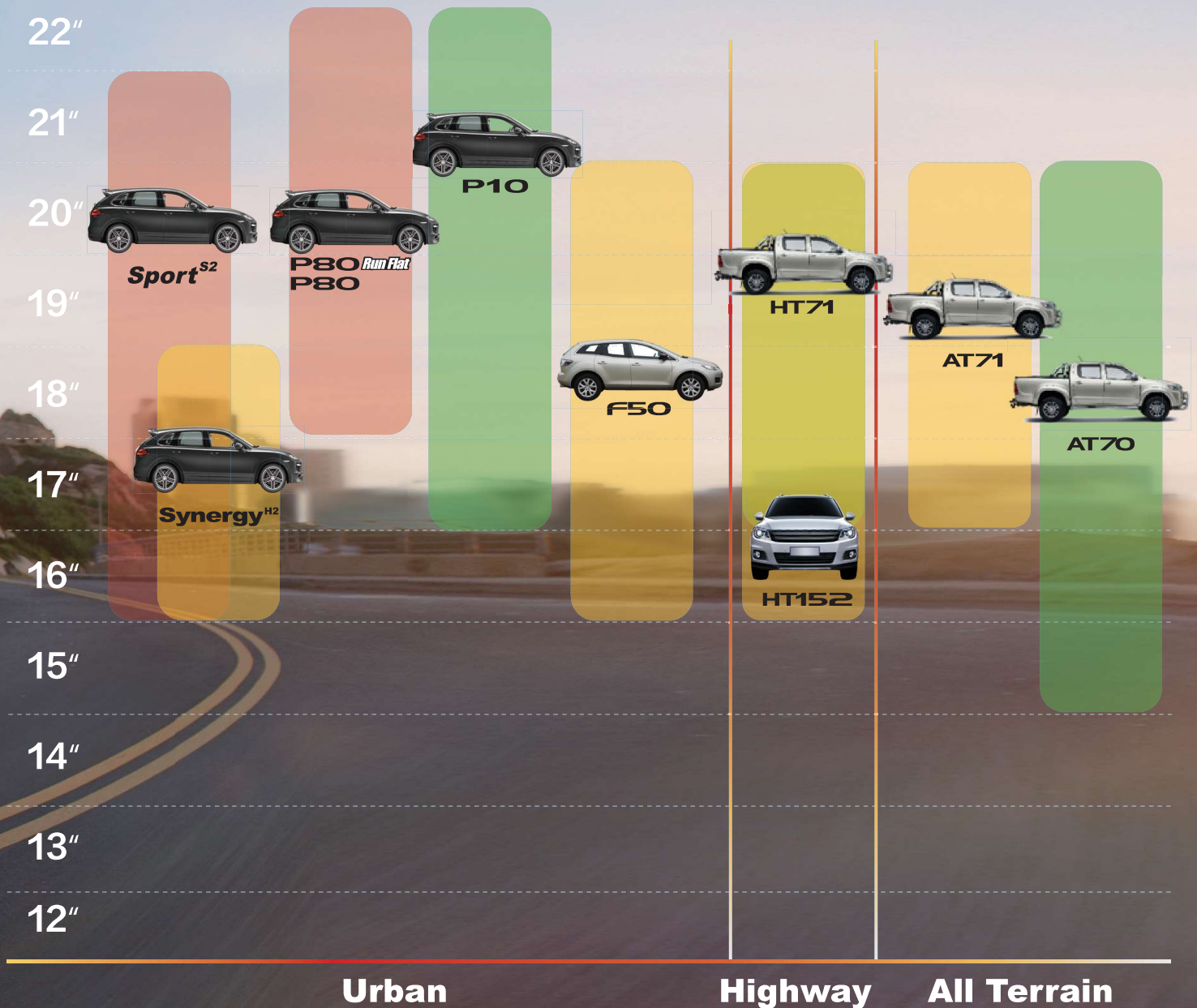
Top Auto Manufacturers Trust Giti

By providing consistently high-quality products and cultivating strong relationships throughout the years, Giti has earned the trust of vehicle manufacturers around the world.



SUV & 4x4 Mapping

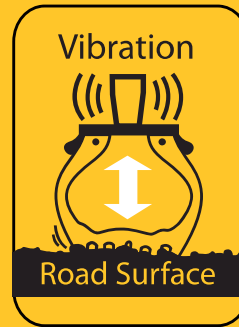
Rim Size:



General Function of Tires for All Types of Vehicles



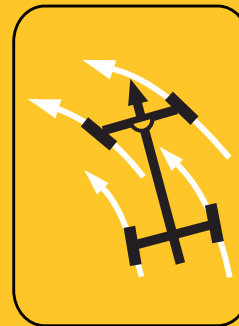
- 1. Weight-bearing**
Air pressure and tire construction are important factors to carry and sustain the weight of vehicles.



- 2. Absorb shocks**
Air pressure and tire construction reduces initial road vibrations and shocks before being muted again by the suspension .



- 3. Delivering power from the engine**
Tires serve to deliver power from the engine to move the vehicle and also provides traction and braking performance .



- 4. Translating steering wheel movement**
Tires are very important in controlling the direction of the vehicle, which will determine the maneuvering capability and stability in driving.

Understand Tire Size



Tires have its 'language' to communicate in the form of a series of numbers and letters to indicating data specification, brand and type. It is universal and has been agreed by all tire manufacturers worldwide.

Here are the meanings of these codes:

1. Tire width (in mm)
2. A tire's aspect ratio is the dimensional relationship of the tire's section height to section width, expressed as a percentage.
3. Diameter of wheel (in inches)
4. Load Index
5. Speed Index

Understand Load Index and Speed Rating

The Speed index is an assigned letter ranging from J to Z that corresponds to the reference maximum speed at the associated load index. Refer to the load index and speed rating tables below.

These two elements put together are called the service description and are mutually dependent. The table below gives the load index and the speed symbol with their corresponding value.

UTQG (Uniform Tire Quality Grades) Rating

The UTQG (Uniform Tire Quality Grades) rating is a labeling requirement by the U.S Department of Transportation for all tire manufacturers. The label of UTQG represents a tire's Treadwear, Traction and **Temperature** resistance. Traction and temperature resistance ratings are specific performance levels, while treadwear ratings are assigned by manufacturers following tests conducted and are reliable when comparing tires of the same brand.



The UTQG rating comprises of 3 components. Treadwear

The treadwear grade indicates the wear rate of a tire and is a comparative rating based on test conducted by tire manufacturers. The grades are not an indication of actual mileage, but can be used as a relative comparison. For example, a grading of 400 should last twice as long as a tire graded 200, given similar driving conditions in the same brand.

Traction

Traction rating is an indication of a tire's ability to stop on wet pavement. The braking distance is indicated by ratings of "AA" (highest braking ability), "A", "B" and "C". Traction rating only indicates straight line wet braking and does not indicate wet cornering abilities of the tire.

Temperature

Temperature resistance rating indicates the tire's ability to withstand heat. It is graded according to a properly inflated and not overloaded tire. It is graded from "C", being the lowest, to "B" and "A" ratings.

Load Index (Symbol and Maximum Load in Lbs & Kg)

LI	Lbs	Kgs	LI	Lbs	Kgs	LI	Lbs	Kg	LI	Lbs	Kg
71	761	345	81	1019	462	91	1356	615	101	1819	825
72	783	355	82	1047	475	92	1389	630	102	1874	850
73	805	365	83	1074	487	93	1433	650	103	1929	875
74	827	375	84	1102	500	94	1477	670	104	1984	900
75	853	387	85	1135	515	95	1521	690	105	2039	925
76	882	400	86	1168	530	96	1565	710	106	2094	950
77	908	412	87	1201	545	97	1609	730	107	2149	975
78	937	425	88	1235	560	98	1653	750	108	2205	1000
79	963	437	89	1279	580	99	1709	775	109	2271	1030
80	992	450	90	1323	600	100	1764	800	110	2337	1060

Speed Rating (Symbol and Maximum Speed in MpH &KmH)

	J	K	L	M	N	P	Q	R	S	T	H	V	W	Y
MpH	62	68	75	81	87	93	100	106	113	118	130	150	168	188
KmH	100	110	120	130	140	150	160	170	180	190	210	240	270	300

Note: A "ZR" may appear for tires having a maximum speed capability above 240km/h (150 mph)